

Thank you for using eradoc, a platform to publish electronic copies of the Rothamsted Documents. Your requested document has been scanned from original documents. If you find this document is not readable, or you suspect there are some problems, please let us know and we will correct that.



ROTHAMSTED
RESEARCH

John Bennet Lawes Ledger 1

[Full Table of Content](#)



Rothamsted Farm Accounts, Stock Lists and Valuations, 1847 - 52

Rothamsted Farm Accounts, Stock Lists and Valuations, 1847 - 52, (1847-71) John Bennet Lawes Ledger 1, pp 384 - 402

Sketch on the River January 1847. *Sketches of the River and its Tributaries, etc. etc. in the State of N. Y.*

11 Iron Horse	220 feet	20	100
191 Iron Horse	220 feet	20	100
76 Iron Horse	150 feet	15	100
74 Winter Lake	100 feet	10	10
4 Stone	20 feet	20	10
11 Tuffing Basin	10 feet		20
32 Large Stone Arch	100		700
31 Large Stone Arch	100	10	10
26 Large Stone Arch	100	10	10
32 1/2 ft. Large Stone Arch	100	10	10
4 1/2 ft. Large Stone Arch	100	10	10
1 1/2 ft. Large Stone Arch	100	10	10
1 1/2 ft. Large Stone Arch	100	10	10
2 1/2 ft. Large Stone Arch	100	10	10
6 1/2 ft. Large Stone Arch	100	10	10
1 1/2 ft. Large Stone Arch	100	10	10
6 1/2 ft. Large Stone Arch	100	10	10


J. B. Lewis account with Rothamsted Farm 1847


January	Payments	L s d			L s d			January	Receipts	L s d			L s d		
30 th	Wm Low - books	50						August							
1 st	Wm Low - books	10													
					From labor	10	10	7 th						40	
August		19	11	6				10 th						30	
August		33	5	11				20 th						30	
21 st		20	0					20 th 10 th 10 th 12 th 10 th				40	10	30	
22 nd		20	0					10 th 2 nd 10 th 10 th				5	10	30	
Sept ^r		17	10	6	17	10	6								
	Lab. at 1/2														
		2	4												
	Lab. in August 7 th 1847	174	14	7											
	10 th labors	22	10	11											
	Lab. at 1/2 1847	7	1												
		207	7	6											
1 st	Lab.	13	10	6				1 st 10 th 10 th 10 th				4	10	30	
1 st	Lab. Payment				17	10	6	10 th 10 th 10 th				3	10		
18 th	Lab.	10	5	5				10 th 10 th							
	Lab. out at 1/2				2	10	6	10 th 10 th 10 th 10 th 10 th				22	10	30	
21 st	Lab.	12	10	11				10 th 10 th						30	
	Lab. Payment				17	10	6	10 th 10 th 10 th 10 th				11	10	30	
	Lab. out at 1/2				10	10		10 th 10 th 10 th				1	10		
								10 th 10 th 10 th						30	
October	From Lab.	10	10	1				2 nd 10 th 10 th 10 th				17	10	6	
	Lab. Payment				4	10	6								
	Lab. out at 1/2				7	10	6	10 th 10 th 10 th				7	10	30	
	Lab. out at 1/2				2	10	6	10 th 10 th 10 th				11	10	6	
9 th	From Lab.	26	5	6											
	Lab. Payment				10										
	Lab.				10										
October	From Lab.	17	5	6											
	Lab. Payment				11	6		10 th 10 th 10 th 10 th				16	9	30	
	Lab.				1	11									
								10 th 10 th 10 th 10 th				16	9	30	
21 st	From Lab.	21	11					10 th 10 th 10 th 10 th				10	10		
22 nd	From Lab.	11	10	3				10 th 10 th 10 th 10 th				1	10	30	
	Lab. Payment				11	5	6								
	Lab.				1	2									
		366	11	6	71	4	10					176	10	20	
														370	

Location of tree measured in hours				Went		Back		Dist.	
Day	Time	Lat	Long	Start	End	Start	End	From	To
August 11 th	10	1	2	9	10	10	11	10.0	11.0
12 th	10	2	11	10	11	11	12	11.0	12.0
13 th	10	2	6. 11	11	12	12	13	12.0	13.0
14 th	10	2	11	11	12	12	13	12.0	13.0
15 th	10	2	6. 11	11	12	12	13	12.0	13.0
16 th	10	3		11	12	12	13	12.0	13.0
17 th	10	2	11. 9	11	12	12	13	12.0	13.0
18 th	10	2	11	11	12	12	13	12.0	13.0
19 th	10	2	11. 3	11	12	12	13	12.0	13.0
20 th	10	2	11	11	12	12	13	12.0	13.0
21 st	10	2	11	11	12	12	13	12.0	13.0
22 nd	10	2	11	11	12	12	13	12.0	13.0
23 rd	10	2	11	11	12	12	13	12.0	13.0
24 th	10	2	11	11	12	12	13	12.0	13.0
25 th	10	2	11	11	12	12	13	12.0	13.0
26 th	10	2	11	11	12	12	13	12.0	13.0
27 th	10	2	11	11	12	12	13	12.0	13.0
28 th	10	2	11	11	12	12	13	12.0	13.0
29 th	10	2	11	11	12	12	13	12.0	13.0
30 th	10	2	11	11	12	12	13	12.0	13.0

Rothamsted Farm.

Date	Payments				Receipts			
	£	s	d	Gr	£	s	d	Gr
	Brought forward from last page				From Bank			
	306	11	6		112	10	0	
	Jan August 1 st & 15 th 18 th				Paid to Ben			
	59	7	9					19
	Jan at Ben							
	11	7	1					
1 st	Jan Lib							
	12	2	8					
	Jan Payment							
	10	0	0					10
	at Lib							
15 th	Jan Lib							
	14	1	6					10
	Jan Payment							
	1	4	0					
20	Jan Lib							
	14	10	2		20	10	0	
	Lib at Ben (Bank)							
	7	0	0					
27	Jan Lib							
	9	16	6		25 th	2	10	
	Lib at Ben							
	3	0	0					
	Jan Payment							
	1	6	10					20
2	Jan Lib							
	11	17	4					
	Lib at Ben							
	2	12	6					
	Jan Payment							
11 th	Jan Lib							
	11	2	11					
	Lib at Ben							
	1	16	5					
	Jan Payment							
								20
	at Ben							
	4	0						
	at Ben							
	2	0						
20	Jan Lib							
	14	17						
17	Jan Lib							
	13	0	6					
	Lib at Ben							
	1	0						
	Jan Payment							
								10
26 th	Jan Lib							
	13	1	0					
	Lib at Ben							
	1	9	10					
	Jan Payment							
	1	0	6					
31	Jan Lib							
	12	16	0					
	Lib at Ben							
	1	0	4					
	Jan Payment							
	1	0						





Stock on Pittmansted Farm August 1st 1898

Binding Lines	260	18	35	£ 188
Sitting Lines	85	27	25	22.14
Low Seats	111	27	25	130.14
Back Seats	124	27	25	150.10
Back Seat	100	27	25	372
Back Seat	9	27	25	24
Ben	4	27	25	24
Four Masses	12	27	25	120
Case	2	27	25	48
Chair	2	27	25	10
Box	2	27	25	10

Standing Cows	85	27	25	210
10	27	25	27	
20	27	25	54	
5	27	25	13	
74	27	25	202	
			£ 1329	
			3391	
Total on Farm August 1 st 1898				4720

Woolen Cows	7	27	25	63
Wool	274	27	25	337.10
Wool	117	27	25	175.10
Wool	27	27	25	40.10
Wool	11	27	25	76
Ben	2	27	25	6
Wool	325	27	25	1227.10
745 Sheep				1242
48 Horse Cows & Pigs				222
Back Seat	102			192.6
				<u>3391</u>

Payments *Rothamsted Farm* August 1846

Payments		Receipts		Total	
Date	Description	£	s	£	s
1	1 week's hire	57	12		
12	do	57	16		
19	do	28	10		
26	-	61	4		
Sept 3	-	24	4		
9	-	19	1		
16	-	52	11		
23	-	11	11		
30	-	15	1		
See by acct for Sept 1 st & Oct 1 st				24	1

At first the studies of both in the line of the same 25° on the slope of the mountain

Very good of the production in some for August 1st & October 21st 1852-70

to August in some 11 62.7.9¹

to October in some 11

1852-70

Payments

Receipts

Payments			Receipts		
Jan		\$	Jan		\$
2 ^d	W. Bond	10	8 ^d	R. J. Bond	10
5	W. Bond	15	11	" "	1
11	W. Bond	16	18	R. J. Bond	6
18	W. Bond	15	20	am	
25	W. Bond	11	25	am	
			31	am	

Stick at Rathamsted farm July 25th 1864.

12	Horses valued at	£ 216. 10
12	cow and calves	£ 121. 6
205	breeding hens at 30 th	£ 350. 18
110	- do at 25 th	250.
35	fatter hens at 20 th	£ 67. 10
101	lay eggs at 20 th	£ 161. 10
7	land sows at 20 th	£ 14. 10
258	laid chicks at 25 th	£ 163. 18
110	lay fowls at 20 th	£ 95.
1	chick	£. 10
2	hatching sows at 25 th	£ 12
Total Stock 1864 value 1864.		
20	Pigs	£ 11. 10
		£ 629. 16

Feed Stock

Lois Stock as Bookkeeper from January 1, 1851.

16	Bullocks	25	80
18	Beams	24	135
19	Horns	12.0	150
6	Wags	11	80
18	Wags		1.57
25	Wags		20
	Wags		22
256	Wags	35	623
116	Wags	20	162
29	Wags	15	45
102	Wags	10	215
10	Wags	15	70
110	Wags	30	60
50	Wags	35	66
6	Wags	10	32
670			1077

of book given to Thomas. taken
 January 1 1851 & 1852. 2116.
 Hills p. 31. 270
 Hills 104
 Hills 11. 7. 10
 Hills 0. 8. 4.

 2341. 15. 2


of book given to Thomas.

of book given to Thomas.
 Hills 571. 10. 7.
 Hills 272. 3. 6.
 Hills 110. 2. 2.

 1222. 16. 3
 Hills 564. 1. 10.

Settlement	250
Wags 70 Wags 250	500
Wags 10	4. 200
Wags 10	1. 10. 2
Wags 10	1. 36
Wags 20	1. 68
Wags	235
Wags 10 20	58
Wags 10 20	86. 10
Wags 10 20	62
Wags 10 20	1197. 10
	1077
	£ 2570. 10

1851 (of 1854)



Valuation of Stock upon Reformation from January 1st 1852

Live Stock	1512
Implements	260
Wheat 1844	56
do 1850	546
do 1851	1197
Acres	180
Wheat 1844	243
Wheat 1850	30
Wheat 1851	228
Wheat	294
Wheat 1851	30
	£ 6456

Valuation of Live and dead Stock

January 1 st 1881	£	s	d
Live Stock	1077		
Implements	230		
Labour	661	19	
corn, cake, manure &c.	539	19	
Live Stock 1 st	239	1	
Wool and Dye St	69	7	6
Seed corn	12		
Small cattle	14		
Wages, seasonal	52		
112 acres of Wheat man	336		
16 acres Grass	48		
Wool of 1 acre of Wheat	201		
Hay	235		
Hay bought	31	10	
Carriage of Manure &c.	69	1	6
Wool of 1 acre of Wheat	160		
Sub of one year in the	173	15	
	5937	13	

670 9 6
~~674 19~~

January 1 st 1882	£	s	d
Live Stock	1312		
Implements	260		
133 acres Wheat	1197		
21 acres Barley	160		
15 Acre of Potatoes	105		
Wool	105		
Hay	590		
Live Stock 1 st	1641		
Hay 1 st	29	17	
Wool of 1 acre of Potatoes	49		
Wool of 1 acre of Potatoes	71		6
Wool of 1 acre of Potatoes	55	14	
Wool of 1 acre of Potatoes	53	11	
Wool of 1 acre of Potatoes	170		
Wool of 1 acre of Potatoes	40		
Wool of 1 acre of Potatoes	243		
Wool of 1 acre of Potatoes	30		
Wool of 1 acre of Potatoes	50		
	5712	2	6

	<u>£</u>		
11. f. 27/1000	100	Wheat	7 29
14. 1000	100	Barley	3 36
4. 1000	60	Oats	38
5. 1000	60	Hay	90
5. 1000	54	Straw	90
1. 1000	24	2 1/2 Cows	42
7. 1000	17	100	300
16. 1000	20	100	66
26. 1000	13	100	15
6. 1000	18		17 1/2
1. 1000	5		
26. 1000	472	100	416
26. 1000	41. 10	100	225
45. 1000	100	100	501
42. 1000	130	100	105. 17. 6
1. 1000	10		1326. 17. 6
1. 1000	4. 10		
49. 1000	90. 10		
82. 1000	143. 10		
	1630. 10		
Implement	255	Live Stock	1630. 3
1000	16	Implement	271
	271	from May 1000	1703
		1000	1326. 17. 6
			£ 4939 0 6