


Thank you for using eradoc, a platform to publish electronic copies of the Rothamsted Documents. Your requested document has been scanned from original documents. If you find this document is not readable, or you suspect there are some problems, please let us know and we will correct that.



ROTHAMSTED
RESEARCH

Collection of Plans for the Woburn Erosion Reference Experiment

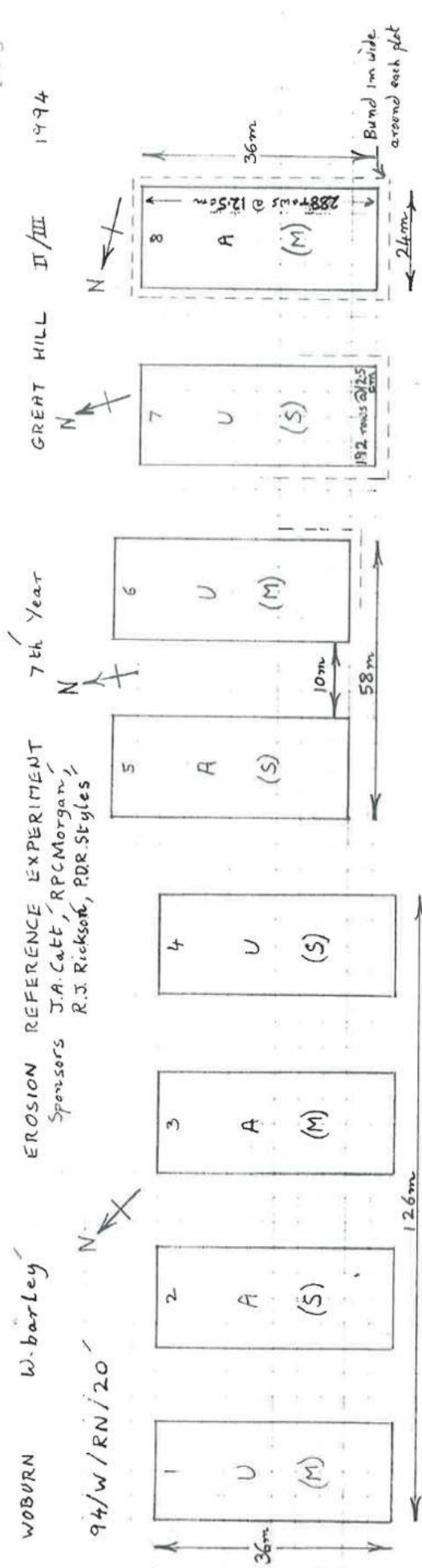


[Full Table of Content](#)

Woburn Erosion Reference Experiment 1994

Rothamsted Research

Rothamsted Research (1988-1998) *Woburn Erosion Reference Experiment 1994* ; Collection Of Plans For The Woburn Erosion Reference Experiment, pp 7 - 7



WOBURN W. barley

EROSION REFERENCE EXPERIMENT

7th Year

GREAT HILL II/III 1994

Sponsors J.A. Catt, RPC Morgan, R.J. Rickson, PDR Styles

TREATMENTS

Direction of all cultivations and planting

- A Across the plots
- U Up and down the plots.

Cultivation practice

- (M) Minimum tillage: 1989 potato haulm pulverized & retained
- : 1990 wheat straw chopped & tined to 10cm
- : 1991 barley straw
- : 1992 s-beet tops retained
- : 1993 & 4 straw chopped & tined to 10cm
- (S) Standard practice: 1989 potato haulm removed
- : 1990 wheat straw baled & removed
- : 1991 barley straw
- : 1992 s-beet tops removed
- : 1993 & 4 straw baled & removed

VARIETY Puffin sown at 1kg/ha on
BÁSAL MANURE N P K Na Mg at 5FP.

DESIGN

2 blocks of 2x2

PLOT AREA

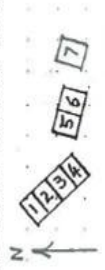
$24m \times 36m = 0.0864ha$

Tanks will be pumped out to a rain gun or a tanker

Pumping & cleaning tanks to be done by Silsoe sponsors

All other operations by Farm

The relationship between plots is not as shown above but as indicated by the North points.



ROAD

CHECKED ATB

DATE 17 8 93